www.theorangehouse.co.uk

Costa Blanca

Europes best winter sun rock climbing venue

Self-catering
Ensuite rooms
Bunks & camping

info@theorangehouse.co.uk

0044 7500 636 921

www.theorangehouse.co.uk

Morro Carlos

An Orange House Mini Guide

By Rich Mayfield

Version 1

Ken Palmer on the second ascent of Javaman 7a+

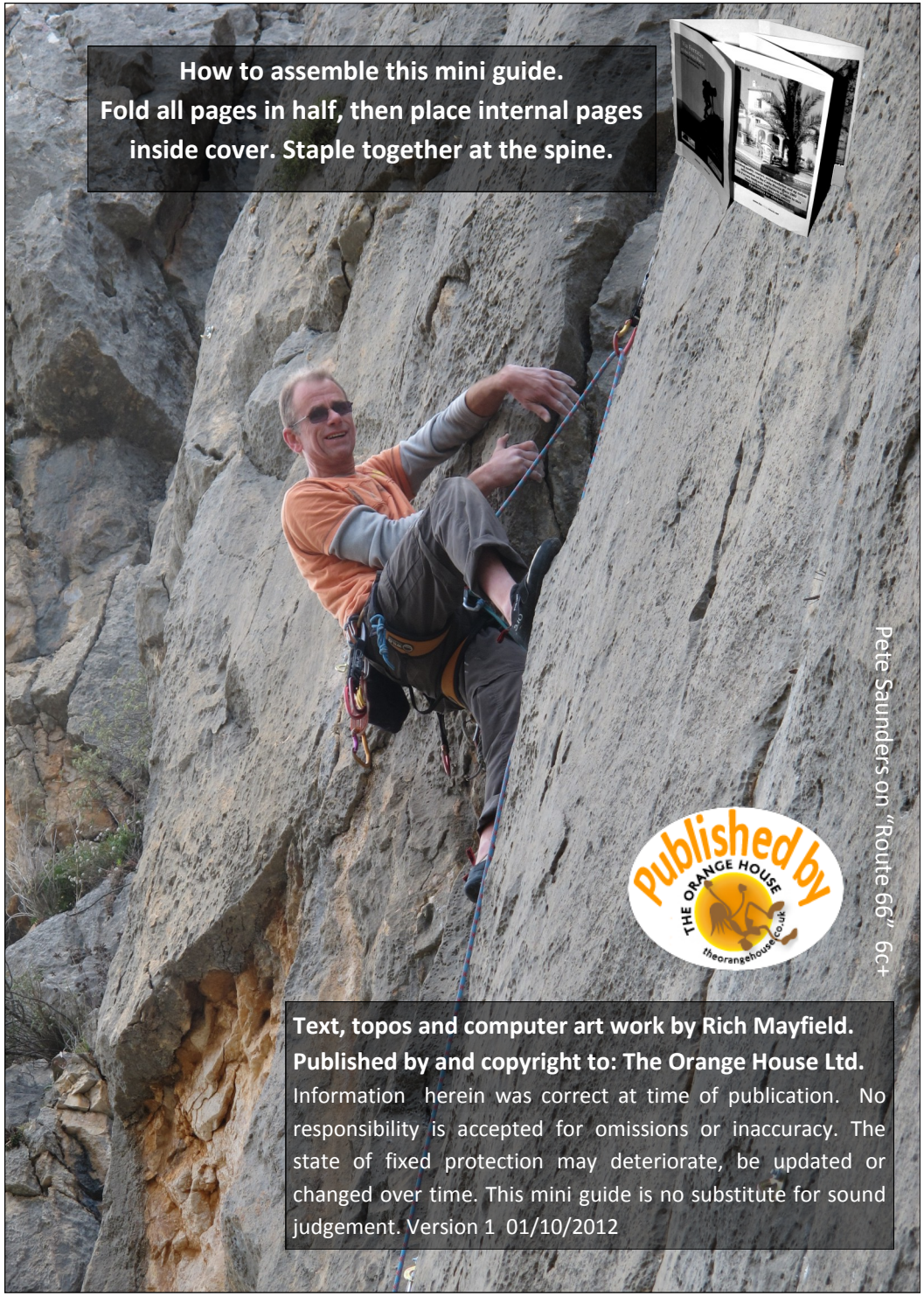

Text, topos and computer art work by Rich Mayfield.
Published by and copyright to: The Orange House Ltd.
Information herein was correct at time of publication. No responsibility is accepted for omissions or inaccuracy. The state of fixed protection may deteriorate, be updated or changed over time. This mini guide is no substitute for sound judgement. Version 1 01/10/2012

www.theorangehouse.co.uk

History

This small crag lays in the shadow of the Divino main face, so it is perhaps not surprising that it has been over looked until now. It was first noticed by Rich Mayfield and staff from the Orange House when they were scrambling in the area.

Approach by car 15 minutes from Sella

Drive through Sella on the VC 770. From the last Sella sign drive for 4.5 km to a sharp left with a smaller road going straight on. Take this small windy road for a further 6.6km all up hill. Either park where the tarmac finishes or drive straight on for a further 500m to the first red and white barrier. Park here. Please do not block the dirt road it does get used. GPS 38.37.40.N 0.14.40.W

Approach by foot 10 mins walk

Cross the white and red barrier then the ruin of Morro Carlos on your left. Traverse on a faint path to a prominent tree (100m), turn right down the hill over rocky ground. The crag appears on your left after 150m. GPS 38.37.44.N 0.14.21.W



1 Mi nariz es caliente 6a 14m
Climb the good crack to a ledge, then make bold moves up the immaculate grey slab, stepping left at the top to a long move through the roof. Easier for the tall.
FA J Beigang & J Emett 2011

2 Perro Negro 4+ 12m
Climb the corner, step left on the ledge, then the lay back crack to the top. Be careful of loose blocks at the top of the corner.
FA J Beigang & J Emett 2011

3 Better not look down. 6b+ 18m
Start up the grey slab as the wall steepens the holds become small and sharp. Sustained all the way.
FA J Emett 2011

4 Hand Tight 6b+/c 18m
Climb the slab to an interesting move right into a niche. Thin moves to exit and a rest before a tricky rightward traverse leads to jugs and the lower off. Called "Hand Tight" because I forgot the spanner when I bolted it so only tightened the bolts by hand before leading it.
FA Rich Mayfield & Tony Pearson Aug 2012

5 Star struck, nothing but bad luck! 7b/c 22m
A devious line which requires some lateral thinking. Climb the layback feature to a difficult pull onto sloppers. Climb more easily over flow stone to gain the undercut feature traverse this to another hard and awkward move to exit into a small corner and rest. The head wall has some very long and powerful reaches which lead to the top.
FA Rich Mayfield 2012 Not 2nd grade to be confirmed.

6 Sin concepto del tiempo 6c/7a 20m
A great route up the steeper part of the wall. Climb the thin wall on sharp and then slopping holds, pass the tree on the left and make hard moves into the hanging corner to finish.
FA R Mayfield & M Downing 2012



www.theorangehouse.co.uk



1 **Kim Long ill 6b 20m**
A tricky groove, with some fine climbing and great positions pulling through the roof. FA R Mayfield & N Andrews 2012

2 **Man on a Silver Mountain 7c/6c 24m**
After a despairingly thin start the top is still not easy. Possible to miss the crux by doing Kim Long ill to the third bolt then stepping over right. FA R Mayfield not 2nd

3 **Route 66 6c+ 22m**
An interesting route up the groove. The crux is exiting the groove at the top. FA R Mayfield 2010

4 **Javaman 7a+ 22m**
Technical and thin makes this a hard one to on-sight one of the best routes at the crag. FA R Mayfield Dec 2010

5 **Aunti Chris 6a+ 16m**
Good climbing on fantastic grey limestone. Slightly awkward in places but once you have figured it out great moves. FA R Mayfield & J Emett 2011

6 **Webbo 6a+ 12m**
Up the slab and over the head wall, intimidating for the grade. FA R Mayfield & N Andrews 2011

7 **Chat shit get banged! 6b 12m**
Thin technical climbing on the lower sections leads to much easier ground. FA N Andrews & Deally 2011

8 **N.R.G.S 5 12m**
The crack then shallow groove. FA R Mayfield 2011

9 **Tilly Banana 4 12m**
Easy climbing leads to a groove. FA R Mayfield 2011

10 **Darjeeling 5 12m**
A nice finger crack on good but small holds.
FA R Mccullen & K Gene & R Mayfield 2010

11 **Serenity 4+ 12m**
A fine climb that looks harder than it really is.
FA L Graham & R Mccullen & R Mayfield 2010

12 **Olga Leszynska 6a 12m**
Climbs the smooth slab with some awkward moves.
FA R Mayfield & L Graham & R Mccullen 2010

13 **B.F.J. Trad 4+ 12m**
Traditional may get bolted later. Single bolt lower off.
FA R Mayfield & L Graham & R Mccullen 2010

www.theorangehouse.co.uk

1 BB King Stole my Route 5 12m

Climb the ramp to a corner, then pull around the arête, watch out for loose rock and a rather dodgy run out!

FA J Beigang & J Emett 2011

2 Worth a wisit 5 14m

That is not a spelling mistake, Joerg is German! Climb the wall on surprisingly good holds to a huge hollow sounding flake, pull on this if you dare! Easier climbing to the top.

FA J Emett & J Beigang 2011

3 Wot a spanner 5+ 14m

The rock here is very broken by corners and ledges, however this line weaves a way through in one long continuous slab. Somewhat eliminate but really good climbing.

FA J Emett & R Mayfield 2011